

# Hubble 9" WD-L150 LED Driving Light



**1 LUX @ 1,200M**

**CE RoHS E-Mark**

R112 approved 9 inch LED driving light, goes as far as you can imagine. Providing you a most guaranteed safe and joyful journey.

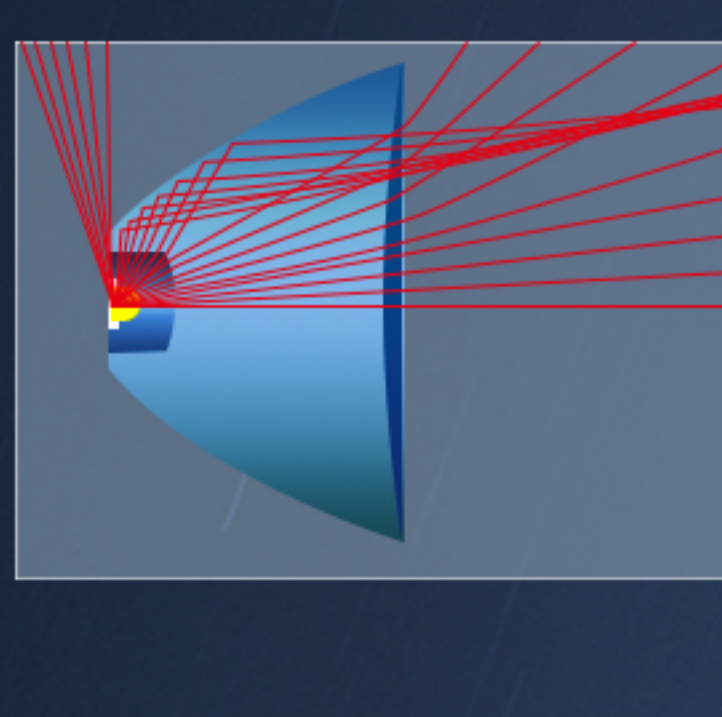

## Unique Design 9" LED Driving Light Powerful 150W, Super Brightness 16000LM

Hubble 9" LED version is a dramatically enhanced version of Hubble 7" LED driving light in power consumption and output lumens.

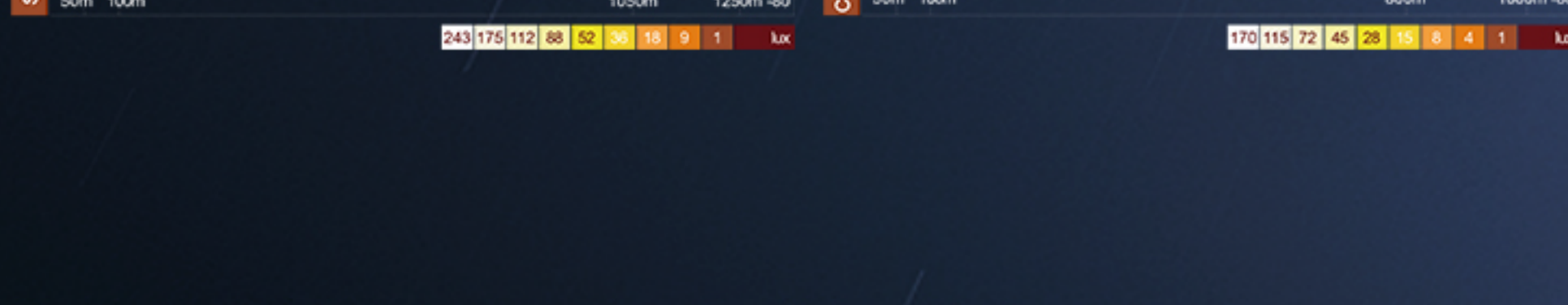


## Patented Optic Design

Inherited the Big Bowl type TIR (Total Internal Reflection) Reflector™ for the light beam patterns in Tooth Lens™ add with stylish position light and Sidekick™ function delivers homogeneous light distribution and outstanding road illuminating area.



Thanks to our sideshooter™ technology, with the ultra long and super wide illuminating range, Hubble 9" guarantees maximum road safety for the drivers as well as the pedestrians.



## Switchable White/Amber Position Light



## Extreme Waterproof IP68 Super Anti-shock, Anti-vibration

CE, RoHS, Emark (R112 R7), EMC Class3, Waterproof IP68



## Unique Design with New Technology Smart Logo Light & Switchable Position Light

Goes as far as you even couldn't reach.



## Technical Data

Version	LED Version
E-Mark Approval	R112, R7
LED Chip	LUMINUS
Power Consumption	150W
Working Voltage	10-32V
Output Lumens	16,000 lm
Color Temperature	6000K
Driving Light	White
Position Light	White / Amber
Beam Pattern	Spot, Combo
Lifespan	>30,000 hours
Connector	Deutsch 3-pin
Working Temperature	-40°C~85°C
Dimensions	244.8*226.6*100mm
Vibration Resistance	15Grms 24—2000Hz
Shock Resistance	60G
IP Rating	IP68



Facebook



Instagram



Twitter